



Caledonian

Railway Cables

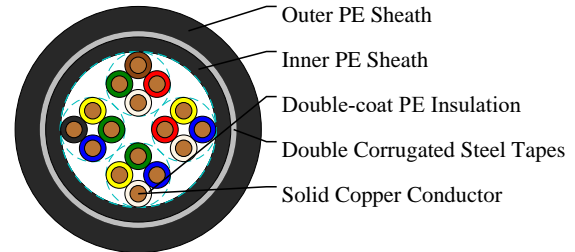

www.caledonian-cables.com

marketing@caledonian-cables.com

MD4 Medium Distance Trackside Telecom Cables

CT2329 (Branch cable)

RS2329-2Y2YB2Y-4Q0.8



APPLICATIONS

The cables are designed for long distance of over 10km telecommunications alongside railway lines.

STANDARDS

SNCT CT 2329

VOLTAGE RATING

750V DC/450V AC

CABLE CONSTRUCTION

Conductors: Solid copper, 0.8mm nominal diameter.

Insulation: Coloured solid polyethylene.

Cabling Element: Four conductors are twisted together to form a quad.

Filling: Petroleum jelly.

Inner Sheath: Low density polyethylene.

Armour: Double corrugated steel tapes armour.

Outer Sheath: Low density polyethylene.

PHYSICAL AND THERMAL PROPERTIES

Bending Radius: 10XOD

Temperature Range: -40°C to +60°C (during operation); -10°C +60°C (during installation)

Electrical Properties

Electrical Characteristics at 20°C:

Nominal Conductor Diameter: 0.8 mm

Maximum Conductor Resistance (DC): 73.4Ω/km

Minimum Insulation Resistance @500 V DC (3mins): 15000 MΩ.km

Mutual Capacitance @800Hz: 51 nF/km

Average Capacitance Unbalance:

In quad: 100 pF/1450 m

Between quads: 100 pF/1450 m



Caledonian

Railway Cables

www.caledonian-cables.com

marketing@caledonian-cables.com

Real-ground:700 pF/1450 m

Maximum Attenuation @1MHz:15.9 dB/km

Dielectric Strength (DC voltage 1min):

Conductor to conductor:1500 V

Conductor to screen:3000 V

DIMENSION AND PARAMETERS

No. of Quad	Conductor Diameter	Nominal Diameter over Insulation	Nominal Inner Sheath Thickness	Nominal Outer Sheath Thickness	Nom. Overall Diameter	Approx. Weight
	mm	mm	mm	mm	mm	kg/km
4	0.8	1.27	1	1.7	16.4	339



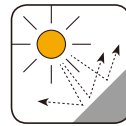
Buried in Ground



Laid In Channel




Rated voltage



UV Resistant



Water Resistant



Zero Halogen
IEC 60754-1 EN 50267-2-1
NF C20-454